



Stopwatch Frequently Asked Questions

[How to use Stopwatch](#)

[Login](#)

[Interface](#)

[Time Tracking](#)

[Filters](#)

[Extra Features](#)

How to use Stopwatch

Login ([via http://www.atappstore.com/client/stopwatch](http://www.atappstore.com/client/stopwatch))

Enter your username or email address and your password as you would within attask.

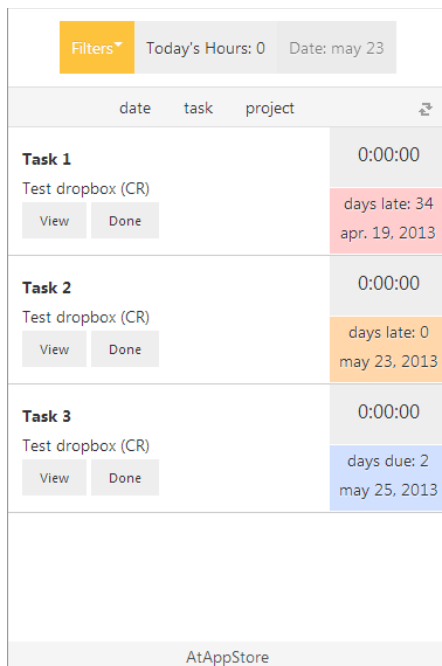
The subdomain can be the company part of the **attask-ondemand.com** or if using another domain you can enter that as well.

example. **company**, **company.attask-ondemand.com**, **company.attasksandbox.com**, etc.

The screenshot shows a login form titled "login to attask". It contains three input fields: "Username", "Password", and "Subdomain". Below the "Subdomain" field, there is an example: "eg. **Subdomain**.attask-ondemand.com". A blue "Login" button is positioned below the input fields. At the bottom of the form, the text "AtAppStore" is visible.

Interface

Here we have three assigned tasks, sorted by their completion date. They are color coded to reflect, late, due today, and still on time, while still showing the details of their eventual due date. Above there shows a menu button “**Filters**” to show additional task lists, “**Today’s Hours**” tracking how much total time has been tracked in the day and able to launch your Attask Time sheet, and “**Date**”. Below this you can sort by “**date**”, “**task**” name, and “**project**” name. Displayed is the task’s name and project title, you may also view the task in Attask and complete the task. Next to each of the tasks is a button that will allow you to start, stop, and switch the time tracking between the tasks.



The screenshot shows the Attask interface with a header bar containing a 'Filters' button, 'Today's Hours: 0', and 'Date: may 23'. Below the header is a table with columns for 'date', 'task', and 'project'. The table lists three tasks, each with a 'View' and 'Done' button. The first task is 'Task 1' (Test dropbox (CR)) with a time of 0:00:00 and is marked as 'days late: 34' (apr. 19, 2013). The second task is 'Task 2' (Test dropbox (CR)) with a time of 0:00:00 and is marked as 'days late: 0' (may 23, 2013). The third task is 'Task 3' (Test dropbox (CR)) with a time of 0:00:00 and is marked as 'days due: 2' (may 25, 2013). The bottom of the screen shows the 'AtAppStore' logo.

date	task	project
	Task 1 Test dropbox (CR) View Done	0:00:00 days late: 34 apr. 19, 2013
	Task 2 Test dropbox (CR) View Done	0:00:00 days late: 0 may 23, 2013
	Task 3 Test dropbox (CR) View Done	0:00:00 days due: 2 may 25, 2013

Time Tracking

Upon clicking the time box next to a task it will start the clock and allow you to work without worrying about having to remember how long a task took you to work on. You may click on the time button again or click on the bottom blue bar to stop and record your time, or you can click on another task’s time box to stop one and start another for quick multi-tasking.

Filters		Today's Hours: 0	Date: may 23
date	task	project	
Task 1			0:02:18
Test dropbox (CR)			days late: 34 apr. 19, 2013
View	Done		
Task 2			0:00:00
Test dropbox (CR)			days late: 0 may 23, 2013
View	Done		
Task 3			0:00:00
Test dropbox (CR)			days due: 2 may 25, 2013
View	Done		
Running: Task 1			

Filters

Upon launch of Stopwatch it will be on "Current" sorted by date.

"Current" are the tasks you have labeled as "Working On" in Attask.

"Requested" are the tasks assigned to you that you can start "Working On".

"All Assigned" is every uncompleted task assigned to you.

Filters		Today's Hours: 0.2	Date: may 23
Current	Requested	All Assigned	Login as New User
date	task	project	
Task 1			0:13:02
Test dropbox (CR)			days late: 34 apr. 19, 2013
View	Done		
Task 2			0:00:00
Test dropbox (CR)			days late: 0 may 23, 2013
View	Done		
Task 3			0:00:00
Test dropbox (CR)			days due: 2 may 25, 2013
View	Done		
AtAppStore			

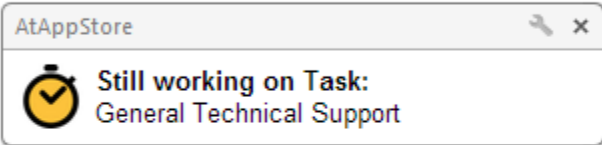
Extra Features

Chrome Notifications

For Chrome users there is a popup to allow little notifications every 30 minutes to remind you what current task you're working on. It's subtle and only appears for 10 seconds in the bottom right hand side of your screen.

permission: desktop notifications

30 min reminder to confirm the task your recording



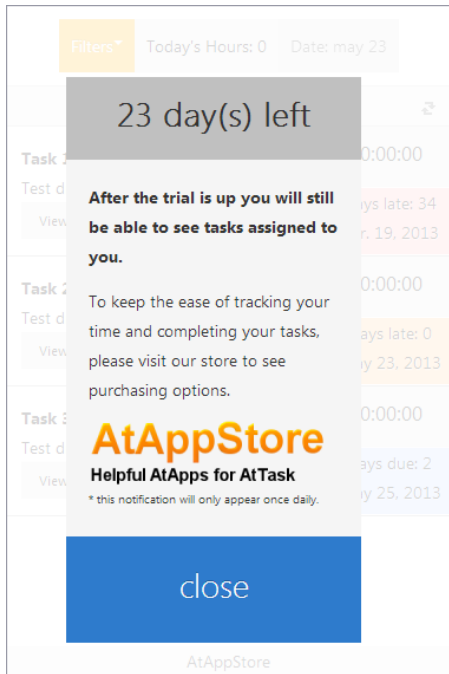
Appears in the corner of your monitor and disappear within 10 seconds.

Click below then select **"Allow"** when prompted, then close this window:

You may enable/disable desktop notification from your [Chrome browser](#)

Demo Mode

As a user you have a 30 day trial period to use stopwatch with the ability to track your time and complete tasks. Once expired you will be able to use it as a reminder too of what tasks your working on and when they are due!



More features!

Our goal is to expand this tool out more with additional features, and we would love to hear your feedback and ideas to improve this tool.